

















Clip 01

TIME		SPEECH	ACTION	IMAGE
18:08	M	and then	Sets the blank on the shaping stand. Rt hand which was previously supporting the blank now grasps the rail	
19:11		what you do	Both hands over the blank	
19:16		is <u>you</u>	Hands come down together to make <u>contact</u> with surface of the blank	
19:20		<u>put on</u>	Head begins to turn toward nose of board	
20:08		<u>two</u>	Hands <u>hop</u> off blank Gaze on nose of blank, head motion stops. Body and hips move away from board and toward tail	

20:19		<u>blanks</u>	Hands land on blank again. Hips continue back and away from blank. Gaze fixed on nose of blank. Hips begin CCW rotation to prepare for left hand stroke.	
20:26		<u>at a</u>	Left hand <u>leaves</u> surface of blank and begins stroke toward nose.	
21:05			Left hand stroke to nose of blank. Hips and body surge forward and in. Gaze and head orientation fixed on nose of blank, Left foot off ground.	
21:09		<u>time</u>	Left hand trajectory slows, right hand <u>leaves</u> surface of blank in CW twist	
21:21			Left hand pinches nose of blank Right hand falling toward rt hip	
21:27			Left hand lifts nose of blank about 3 cm above stand	

22:01		<u>that</u>	Nose of board <u>lowered</u> to stand again. Head and gaze begin shift to listener	
22:06		are put	Left hand rotates around thumb and index finger grip on nose of blank. Body continues toward nose of blank and stance turns to listener	
22:10		<u>on</u> with	Eyegaze <u>reaches</u> listener	
22:21		suction	Eye gaze begins to move back to nose of blank.	
23:00		cups	Right hand formed into index finger point comes to nose	

23:10		and you	Pointing rt index finger nears circle on nose of blank. Left hand raises blank slightly to bring it up to meet descending lt index finger.	
23:13		<u>can</u> see	Rt index finger makes <u>contact</u> with the surface of the blank. Lt hand continues to raise blank under rt index finger.	
23:24		<u>the</u> round	Index finger begins to <u>move</u> ccw around the circle. Blank is held up with no further lifting. Eye gaze intent on circle. The finger makes two full revolutions before E speaks.	
24:10	E	Oh really?	Hand makes one more full revolution while head begins to lift toward E	
24:19			Circling ends. Hand shape begins to change.	

[illegible]